

snoozePad



snoozeSleeper



snoozeLounge



snoozeSofa



@road trip



@interior design



@office space



@outdoor living

bed colors



bolster colors



orthopedic memory foam



standard in Lounge and Sofa

available sizes

s: 27"x19" m: 36"x24" l: 45"x29"

anodized bed frame



elevation style



fabric

standard fabric: nylon
optional fabric: Crpyton® or Sunbrella®














Dutch  Design
quality time for life

35306 se center st. snoqualmie, wa 98065
425.292.9257 | www.doggyride.com | www.doggysnooze.com
 twitter.com/doggysnooze  facebook.com/doggysnooze

beauty & brains







DoggySnooze® features & benefits

distinguishing features

-  chew-resistant base bed
-  inside orthopedic memory foam layer*
-  easy bed layer replacement
-  indoor and outdoor use**
-  build your own
-  washable, durable bed layer
-  contemporary design
-  wheels optional as elevation type
-  lightweight and easy to move
-  limited lifetime warranty
-  made in the USA

* optional for snoozePad and snoozeSleeper ** with select fabric types

benefits

-  excellent spinal support for senior and arthritic dogs
-  elevation options allow for easy bed entry and exit
-  keeps away fleas and other nuisance insects
-  offers relief from sleeping on a cold floor
-  air circulation for hot summer days or wet dogs
-  Ideal for travel; camping, road trips, hotels
-  easy to hose clean and air dry
-  area beneath and around bed stays clean

highDiner – Elevated Feeder



diner colors

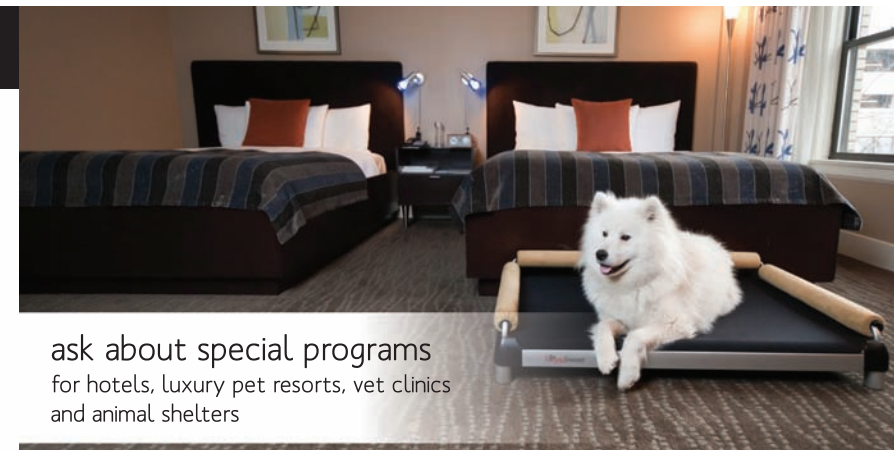


anodized frame



size

regular: 2 qt. bowls
large: 3 qt. bowls



ask about special programs
for hotels, luxury pet resorts, vet clinics
and animal shelters

